

# G O L E M

**Tables Couches Armchairs Chairs**



CE  
ISO 9001  
Since 1991

RQL

# GOLEM

Our company was established by Jaromír Šiřina and Marcela Šiřinová in 1991. We produce a wide range of medical furniture for the health sector including examining, treatment, and operating tables and armchairs. Our product line includes dozens of different standard models and we also offer custom made products per customers request.

The RQL company is registered in the commercial register of the Regional Commerce Court in Ostrava, section C, part 22696. In 2004, we acquired a production quality certificate and our manufacturing is certified according to ISO 9001 as well. All of our products have a CE mark and a Free sale certificate. Our company is registered by the Ministry of Health of the Czech Republic for the production, sale and service of GOLEM medical tables and chairs. Our company has over 70 employees in two production halls, which are over 2500 m<sup>2</sup>.

Good production quality, sophisticated design, proven functionality and reasonable prices make it possible for us to keep our position in advanced foreign markets. We currently export more than 70% of our production abroad, mainly to Italy, Spain, France, Portugal, Slovakia, Poland, Croatia, Bosnia and Herzegovina, Ukraine, Latvia, Lithuania, Romania, Bulgaria, Macedonia, Saudi Arabia, UAE, Australia, Hungary, Germany, Portugal, Russia, Greece, Sweden, Algeria, and Estonia. In some countries, we have our exclusive distributor. We will be pleased to initiate contact with new distributors. Please contact us to enquire about specific conditions.





GOLEM is a registered trademark of beds, tables and armchairs manufactured by RQL. The word GOLEM is a synonym for strong and stable construction, first class design, and sophisticated functions, which are verified by over 30 years of production. Thanks to our sophisticated modular design and annual production of more than 1,000 pieces, our customers can get a high quality product with proven functions, guaranteed quality and service for a price, that is incomparable to that of our European competitors.

For manufacturing, components from leading world producers are used, e.g. LINAK electric power drives, TENTE travel wheels, POWER-PACKER hydraulic motors, SPRADLING artificial leather, BANSBACH gas springs.

The metal parts are powder coated (grey color RAL 7035). Mostly used parts are made from high-quality stainless steel DIN 1.4301. Working areas are very well upholstered with leatherette, that is certified for use in the health sector. We have a selection of 20 different colors, that are shown in our sample book. Withdrawal is available without any charges. The lower frame, motion mechanism and all segments are covered with washable plastic covers, that are made of white color ABS for safety and hygienic reasons.

Our operating tables are upholstered with black anti-static leatherette. All parts of our operating tables are made from stainless steel.

Tables can be washed and disinfected using commonly available cleaners. All tables are equipped with adjustable legs or braked wheels. Both options ensure stability, good carrying capacity and safety in operation.

Our LINAK electromotors use safe operating voltage of 24 V; power supply 230 V/50 Hz from ordinary outlet; maximum power input only 140 W.

The GOLEM tables are Class I Medical devices. GOLEM tables are Electrical appliance Class I.

The models with a hydraulic unit (transport tables) use a closed circuit with guaranteed safety in any position of the table. Depending on product type, individual segments can be continuously adjusted manually or using electric drives. The total carrying capacity is 150 kg as standard, up to 200 kg for some models. The guarantee period for all products is two years; guarantee and after-guarantee service are provided by RQL technicians (in the Czech and Slovak Republic) or by the distributor's technicians (in other countries).

All of our products have a CE mark and a Free sale certificate.

# GOLEM F1



Golem F1 is the first table which connects resourceful and impressive design with top-class functions. Together it gives satisfaction for all Your request. It is safe for Your patients and makes Your work easier and faster. Overall Golem F1 looks really great.

Complete adjustability of all segments by 6 electromotors: height, trendelenburg, back segment, head segment, leg segment and foot supports.

Full synchronic adjustability of all positions of table-top in the same time with full-load.

There are 4 memories to save Your most used positions for your comfort. Low starting height only 650 mm provide for enter on table without step. Modern foot supports which makes possible to sit patient, put legs to support on the floor, flowing changeover to examination gyneacology position effortlessly!

Easy put off foot supports to patient can be load from side of table. (from wheelchair or transport table.)

Control of all motors by transparent hand-control, most use functions can be controlled together by leg-pedals.

All parts are covered by white plastic covers with high brightness and UV filter.

Non-seam and detachable upholstery in colour of your choice.

## ACCESSORIES:

Goepel leg support

Halogen lamp on a flexible holder

Colposcope holder

EURObars on back segment

Hand holder used during infusion

Infusion holder

Mouthpiece holder

Fastening strap

Code Nr. D 00 05

Code Nr. D 00 10

Code Nr. D 00 20 - 23

Code Nr. D 00 40

Code Nr. D 06 12

Code Nr. D 06 13

Code Nr. D 06 14

Code Nr. D 06 15

## STANDARD EQUIPMENT:

Standard equipment: 6 electromotors, 4 memories of positions, foot supports, removable plastic bowl, holder of paper roll, step for doctor, reserve-battery for emergency operation, 2 plugs 230 V for use of external electric units, hand control and leg pedals, Inbuilt transformator for halogen lamp, wheels with diameter 75 mm with central brake, inbuilt breaker with protector.





# GOLEM F1 Code Nr. G 00 01

## Examination and treatment table for GYN/URO/IVF



### TECHNICAL PARAMETRES:

- Working area has width 640 mm. Complete length of area is 1 700 mm in lying position.
- Length of segments: leg 400 mm, seat 390 mm, back 400 mm, head 500 mm.
- Height adjustable by electromotor 650 – 950 mm.
- Trendelenburg adjustable by electromotor  $0^{\circ} + 30^{\circ}$ .
- Back segment adjustable by electromotor  $0^{\circ} + 70^{\circ}$ .
- Head segment adjustable by electromotor  $- 20^{\circ} + 50^{\circ}$ .
- Leg supports adjustable by electromotors from floor to examining position.
- Required place for table  $800 \times 1 500$  mm (in seating position)/1 700 mm (in lying position).
- Weight capacity 180 kg.



# GOLEM

## table for gynaecology and urology

### GOLEM 6ET model 200

### Specially designed to provide medical care for disabled, invalid, amputees and elderly patients



The modified version of the GOLEM 6ET table is designed primarily for examinations and interventions of the physically handicapped, for which it is mainly intended with its minimum entry height of 450 mm. This enables the person to enter directly from a wheelchair. Thanks to the sophisticated design, the patient can still be lifted up to a height of over 1,000 mm (front end of the seat).

The design of the table in this version is adapted for the comfort of the person being examined as well as the staff.

The table base is equipped with high quality braked wheels with increased load capacity. This makes the table completely stable during performance, yet it can be moved around if necessary without any effort from staff. Covering the base with plastic covers makes maintenance very simple.

The 620 mm wide work surface is covered with seamless leatherette in the colour of your choice and divided into a seat with gyn opening, a backrest and a headrest. The lengths of the segments are: seat 470 mm, backrest 520 mm, head 430 mm, making a total length of 1 420 mm. The table is fully equipped with: polyurethane goepels or heel support (according to your request) with articulated grip and fixing to the EURO rails along the seat (these are part of the standard equipment), removable patient handles with fixing to the EURO rails along the seat, doctor's footrest, stainless steel bowl, paper roll holder. All elements can be easily and conveniently adjusted for patient and staff comfort.

After removing the goeppels support and handrails, the patient can also enter the table from the side!



#### Technical parameters:

Weight of the table is 110 kg, load capacity 200 kg

Table dimensions are approx. 800 x 1 500 mm

Height is adjustable by electric drive 450 – 850 mm

Backrest tilt adjustment by electric actuator 0°+ 70°

Seat tilt adjustment (Trendelenburg) with electric actuator 0°+ 25°

Gas spring adjustment of the head section inclination ± 25°

All electric drives are controlled by a hand control and position changes can be made even under full load

#### Each table can be supplemented with additional accessories according to your wishes:

EURO rails around the backrest

code Nr. D 04 10

LED lamp on flexible holder

code Nr. D 06 05

Colposcope holder for left/right hand of the doctor

code Nr. D 06 80

Bowl with outlet and hose

code Nr. D 06 08

Bowl with outlet, hose and waste container

code Nr. D 06 09

#### Accessories for mounting on EURO rails:

Hand holder during infusion

code Nr. D 06 12

Infusion holder

code Nr. D 06 13

Mouthpiece holder

code Nr. D 06 14

Fastening strap

code Nr. D 06 15







The modified version of the successful GOLEM 6ET table is designed primarily for the examination and intervention of bariatric patients, for whom it is intended mainly due to its increased load capacity, extended working surface and minimum entry height of 450 mm. Thanks to this, it is possible to enter a person directly from a wheelchair. Thanks to the sophisticated design, it is still possible to lift the patient up to a height of over 1,000 mm (front edge of the seat).

The design of the table in this version is adapted for the comfort of the person being examined as well as the staff.

The table base is equipped with high quality braked wheels with increased load capacity. This makes the table completely stable during performance, yet it can be moved around if necessary without any effort from staff. Covering the base with plastic covers makes maintenance very simple.

The 820 mm wide work surface is covered with seamless leatherette in the colour of your choice and divided into a seat with a cut-out, a backrest and a headrest. The lengths of the segments are: seat 470 mm, backrest 520 mm, head 430 mm, making a total length of 1 420 mm.

The table is fully equipped with: polyurethane neck or heel rests (according to your request) with articulated grip and fixing to the EURO bars along the seat (these are part of the standard equipment), removable patient handles with fixing to the EURO bars along the seat, doctor's footrest, stainless steel bowl, paper roll holder. All elements can be easily and conveniently adjusted for patient and staff comfort.

After removing the guns and handrails, the patient can also enter the table from the side!



### Technical parameters:

Weight of the table is 120 kg, load capacity 250 kg

Table dimensions are approx. 1 000 × 1 500 mm

Height is adjustable by electric drive 450 – 850 mm

Backrest tilt adjustment by electric actuator 0° + 70°

Seat tilt adjustment (Trendelenburg) with electric actuator 0° + 25°

Gas spring adjustment of the head section inclination ± 25°

All electric drives are controlled by a clear hand control and position changes can be made even under full load.

### Each table can be supplemented with additional accessories according to your wishes:

Euro mouldings around the backrest	code Nr. D 04 10
LED lamp on flexible neck	code Nr. D 06 05
colposcope holder for left/right hand of the doctor	code Nr. D 06 80
bowl with drain and hose	code Nr. D 06 08
bowl with drain, hose and waste container	code Nr. D 06 09

### Accessories for mounting on EURO rails:

Hand holder during infusion	code Nr. D 06 12
Infusion holder	code Nr. D 06 13
Drape holder	code Nr. D 06 14
Clamping strap	code Nr. D 06 15





# G O L E M



The GOLEM 6 series tables are designed for ambulatory procedures and common treatment. They are characterized by a modern design with a sophisticated and fully functional concept that meets all your requirements. Full covering of all parts with grey plastic casings ensures very easy maintenance of the table.

The 620 mm wide operating surface is covered with seamless artificial leather in a colour of your choice; it is divided into a seat with an opening and a seat backrest with a lifted head segment. All electric drives are foot pedal-operated and the positions can be changed even if the table is fully loaded. Lengths of the segments: seat 420 mm, backrest 510 mm, head 400 mm, additional legs 560 mm.

All versions are always fully equipped: polyurethane Goepel leg supports or heel supports (depending on your request) with a jointed fixture, foot step with a non-slip finish, stainless bowl, hand rails for the patient, and a paper roll holder to be used for the whole surface, the backrest and the seat, or for the seat only. All elements can be easily adjusted for your and your patient's comfort.

The weight of the table is 60 – 104 kg depending on version; the carrying capacity is 150 kg.

The build-in dimensions of the table are approx. 800 × 1 400 mm.

Each version can be further equipped according to your request.

## **GOLEM 6 P**

**Code Nr. G 06 01**

A fixed height of 800 mm, manually adjustable back tilt of 0° to +80°, fixed seat.

## **GOLEM 6**

**Code Nr. G 06 02**

Electric drive adjustable height of 640 – 940 mm, manually adjustable back tilt of 0° to +80°, fixed seat.

## **GOLEM 6 E**

**Code Nr. G 06 03**

Electric drive adjustable height of 640 – 940 mm, electric drive adjustable back tilt of 0° to +80°, fixed seat.

## **GOLEM 6 ET**

**Code Nr. G 06 04**

Electric drive adjustable height of 640 – 940 mm, electric drive adjustable back tilt of 0° to +80°, electric drive adjustable seat (Trendelenburg) tilt of 0° to +30°. The table is equipped with electronics enabling the user to program 3 operating positions that are automatically set using a relevant pedal. This feature allows for easy switching between the initial and operating positions of the table without time delays.



# Examination table for gynaecology and urology



Double tray (Left/Right)

Code Nr. D 06 17



Heel support

Code Nr. D 06 02



Additional leg segment

Code Nr. D 06 04

## ACCESSORIES:

Braked wheels Ø 75 mm

Code Nr. D 06 03

Additional leg segment

Code Nr. D 06 04

Halogen lamp on a flexible holder

Code Nr. D 06 05

Left/right colposcope holder

Code Nr. D 06 80 – 83

Bowl with outlet and hose

Code Nr. D 06 08

Bowl with outlet, hose and waste container

Code Nr. D 06 09

Stainless steel tray for instruments

Code Nr. D 06 10

Separated pedal board

Code Nr. D 06 31

Double tray (Left/Right)

Code Nr. D 06 17

# GOLEM



## GOLEM 6

**Code Nr. G 06 05**

Electric drive adjustable height of 640 – 940 mm, manually adjustable back tilt of 0° to +80° and head segment tilt of ± 30°, fixed seat.

## GOLEM 6 E

**Code Nr. G 06 06**

Electric drive adjustable height of 640 – 940 mm, electric drive adjustable back tilt of 0° to +80°, manually adjustable head segment tilt of ± 30°, fixed seat.

## GOLEM 6 ET

**Code Nr. G 06 07**

Electric drive adjustable height of 640 – 940 mm, electric drive adjustable back tilt of 0° to +80°, manually adjustable head segment tilt of ± 30°, electric drive adjustable seat (Trendelenburg) tilt of 0° to +30°. The table is equipped with electronics enabling the user to program 3 operating positions that are automatically set using a respective button. This feature allows for easy switching between the initial and operating positions of the table without time delays.

The tables have all functions of the GOLEM 6 series necessary for ambulatory care and, in addition to that, they allow for minor procedures. A high level of operator and patient safety is ensured by covering of all parts of the table with grey plastic casings.

The 620 mm wide operating surface is covered with seamless artificial leather in a colour of your choice; it is divided into a seat with an opening and a seat backrest with a head segment. All electric drives are operated manually and the positions can be changed even if the table is fully loaded. Lengths of the segments: seat 420 mm, backrest 510 mm, head 400 mm, additional legs 560 mm.

All versions are always fully equipped: EUROrails for the fastening of accessories around the seat and backrest, removable polyurethane Goepel leg supports or heel supports (depending on your request) with a jointed fixture, foot step with a non-slip finish, stainless bowl, removable hand rails for the patient, and a paper roll holder to be used for the whole surface, the backrest and the seat, or for the seat only.

All elements can be easily and comfortably adjusted and removed from the table, which means that the patient can also get on from the side.

The weight of the table is 92 – 106 kg depending on version; the carrying capacity is 150 kg.

The build-in dimensions of the table are approx. 800 × 1400 mm.

Each version can be further equipped with accessories for procedures according to your request.



Stainless steel tray for instruments

Code Nr. D 06 10



# Treatment table for gynaecology and urology



## ACCESSORIES:

Braked wheels Ø 75 mm	Code Nr. D 06 03
Additional leg segment	Code Nr. D 06 04
Halogen lamp on a flexible holder	Code Nr. D 06 05
Left/right colposcope holder	Code Nr. D 06 80 – 83
Bowl with outlet and hose	Code Nr. D 06 08
Bowl with outlet, hose and waste container	Code Nr. D 06 09
Stainless steel tray for instruments	Code Nr. D 06 10
Separated pedal board instead hand control	Code Nr. D 06 31
Separated pedal board and hand control together	Code Nr. D 06 35
Additional hinged leg segment with gas spring	Code Nr. D 06 16
Hand holder used during infusion	Code Nr. D 06 12
Infusion holder	Code Nr. D 06 13
Mouthpiece holder	Code Nr. D 06 14
Fastening strap	Code Nr. D 06 15
Double tray (Left/Right)	Code Nr. D 06 17



Treatment table GOLEM 6ET with additional leg segment

Code Nr. D 06 04

# GOLEM



## GOLEM ESP 6

Electric drive adjustable height of 640 – 940 mm, electric drive adjustable leg segment, manually adjustable back tilt of 0° to +80°, fixed seat.

**Code Nr. G 06 20**

## GOLEM ESP 6E

Electric drive adjustable height of 640 – 940 mm, electric drive adjustable leg segment, electric drive adjustable back tilt of 0° to +80°, fixed seat.

**Code Nr. G 06 21**

## GOLEM ESP 6ET

Electric drive adjustable height of 640 – 940 mm, electric drive adjustable leg segment, electric drive adjustable back tilt of 0° to +80°, electric drive adjustable seat (Trendelenburg) tilt of 0° to +30°. The table is equipped with electronics enabling the user to program 3 operating positions that are automatically set using a respective button. This feature allows for easy switching between the initial and operating positions of the table without time delays.

**Code Nr. G 06 22**

The GOLEM ESP series tables are designed for ambulatory care and, in addition to examinations in the gynaecological position, they allow for quick and easy switching to the lying position or the position for ultrasonic examination including vaginal probe. The great design and advanced function of the electrically lifted leg segment will facilitate your work and increase the patient's comfort during examinations.

The low step-on height of 640 mm allows the patient to get on directly from the floor, without the necessity of using a foot step.

The 620 mm wide operating surface is covered with seamless artificial leather in a colour of your choice; it is divided into a leg segment, a seat with an opening and a seat backrest with a lifted head segment. All electric drives are operated manually and the positions can be changed even if the table is fully loaded. Lengths of the segments: seat 470 mm, backrest 510 mm, head 400 mm, legs 490 mm.

All versions are always fully equipped: polyurethane Goepel leg supports or heel supports (depending on your request) with a jointed fixture, stainless bowl, hand rails for the patient, paper roll holder to be used for the whole surface, the backrest and the seat, or for the seat only.

All elements can be easily adjusted for your and your patient's comfort.

The weight of the table is 90 – 112 kg depending on version; the carrying capacity is 150 kg.

The build-in dimensions of the table are approx. 800 × 1400 mm.

Each version can be further equipped according to your request.





# Examination table for gynaecology and urology



Goepel support Code Nr. D 06 01



Heel support Code Nr. D 06 02



Separated pedal board Code Nr. D 06 31

## ACCESSORIES:

- Braked wheels Ø 75 mm Code Nr. D 06 03
- Halogen lamp on a flexible holder Code Nr. D 06 05
- Left/right colposcope holder Code Nr. D 06 80 – 83
- Bowl with outlet and hose Code Nr. D 06 08
- Bowl with outlet, hose and waste container Code Nr. D 06 09
- Separated pedal board instead of hand control Code Nr. D 06 31
- Separated pedal board and hand control together Code Nr. D 06 35
- Double tray (Left/Right) Code Nr. D 06 17

# G O L E M



## **GOLEM ESP 6**

Electric drive adjustable height of 640 – 940 mm, electric drive adjustable leg segment, manually adjustable back tilt of 0° to +80° and head segment tilt of ± 30°, fixed seat.

**Code Nr. G 06 23**

## **GOLEM ESP 6E**

Electric drive adjustable height of 640 – 940 mm, electric drive adjustable leg segment, electric drive adjustable back tilt of 0° to +80°, manually adjustable head segment tilt of ± 30°, fixed seat.

**Code Nr. G 06 24**

## **GOLEM ESP 6ET**

Electric drive adjustable height of 640 – 940 mm, electric drive adjustable leg segment, electric drive adjustable back tilt of 0° to +80°, manually adjustable head segment tilt of ± 30°, electric drive adjustable seat (Trendelenburg) tilt of 0° to +30°. The table is equipped with electronics enabling the user to program 3 operating positions that are automatically set using a respective button. This feature allows for easy switching between the initial and operating positions of the table without time delays.

**Code Nr. G 06 25**

The tables have all functions of the GOLEM ESP series necessary for ambulatory care and they include additional equipment for procedures. A high level of operator and patient safety is ensured by covering of all parts of the table with grey plastic casings.

The 620 mm wide operating surface is covered with seamless artificial leather in a colour of your choice; it is divided into a leg segment, a seat with an opening and a seat backrest with a lifted head segment. All electric drives are operated manually and the positions can be changed even if the table is fully loaded. Lengths of the segments: seat 470 mm, backrest 510 mm, head 400 mm, legs 490 mm.

All versions are always fully equipped: EUROrails for the fastening of accessories around the seat and backrest, Removable polyurethane Goepel leg supports or heel supports (depending on your request) with a jointed fixture, stainless bowl, removable hand rails for the patient, paper roll holder to be used for the whole surface, the backrest and the seat, or for the seat only.

All elements can be easily and comfortably adjusted and removed from the table, which means that the patient can also get on from the side.

The weight of the table is 98 – 116 kg depending on version, the carrying capacity is 150 kg.

The build-in dimensions of the table are approx. 800 × 1 400 mm.

Each version can be further equipped with accessories for procedures according to your request.





# Treatment table for gynaecology and urology



## ACCESSORIES:

Braked wheels Ø 75 mm	Code Nr. D 06 03
Halogen lamp on a flexible holder	Code Nr. D 06 05
Left/right colposcope holder	Code Nr. D 06 80 – 83
Bowl with outlet and hose	Code Nr. D 06 08
Bowl with outlet, hose and waste container	Code Nr. D 06 09
Separated pedal board instead of hand control	Code Nr. D 06 31
Separated pedal board and hand control together	Code Nr. D 06 35
Hand holder used during infusion	Code Nr. D 06 12
Infusion holder	Code Nr. D 06 13
Mouthpiece holder	Code Nr. D 06 14
Fastening strap	Code Nr. D 06 15
Double tray (Left/Right)	Code Nr. D 06 17



The first class design of both the optical and the mechanical part and easy operation of the high-quality colposcopes made by Spanish company OPTOMIC allow for accurate and good quality colposcopic examination.

A stereoscopic binocular head, eyepieces with dioptric correction of both eyes, a large field of view, and a possibility of locking of joints provide for the necessary comfort at work. Easy one-hand height adjustment, wellbalanced arm and fine focusing are the features of every good colposcope. Its accurate displaying with a high depth of focus holds up when compared to competitors' colposcopes. There is a powerful LED light source, silent light bulb cooling and an optical-fibre cable, illumination level adjustment, and a green filter.

The colposcope can be supplied in a version for mounting on the GOLEM table or in a version with a ground stand. If the colposcope is to be mounted on the table, it must be specified which colposcope holder from the accessories you request and which hand it should be fixed at.

There is an option of an additional digital camera with 24 Mpix resolution.

### OPTOMIC OP-C2L COLPOSCOPE

**Code Nr. K 01 02**

3-step magnification (up to 10 x)

With holder for Golem table

### OPTOMIC OP-C5 COLPOSCOPE

**Code Nr. K 01 05**

5-step magnification (up to 22 x)

With floor stand

### ACCESSORIES:

Floor stand

Left/right colposcope holder

Floor stand with holder for TV monitor

Left/right colposcope holder with holder for TV monitor

Code Nr. D 06 90

Code Nr. D 06 80

Code Nr. D 06 91

Code Nr. D 06 92







Any OPTOMIC colposcope can be supplemented any time with an archiving and display system. The colposcope will maintain all its existing properties and functions and can be used on a standard basis.

To achieve optimum displaying of colposcopic examinations on an LCD screen, it is best to add a digital photcamera with high resolution. Photos can be transferred to Your PC by USB cable or by WiFi. You can also see view on LCD monitor.



### **DIGITAL PHOTOCAMERA FOR THE OPTOMIC COLPOSCOPE CODE NR. K 01 04**

Digital photcamera, 24 Mpix resolution, 8 Gbite memory card, beam splitter, battery charger, cable connection with PC using a USB connector, cable connection to LCD TV monitor by HDMI.

# GOLEM



An elegant and practical solution for ambulance examination in gynaecological offices. Not only facilitating ultrasonic examination for both the doctors and patients, they are also suitable for standard examinations in the lying position. The shape, dividing, and setting of individual segments allow for comfort even if a vaginal probe is used. A high level of operator and patient safety and operating hygiene is ensured by the covering of the bottom frame and moving mechanism of the table with washable plastic casings. The 630 × 2000 mm operating surface is covered with artificial leather in a colour of your choice; it is divided into a back segment, seat, and leg

segment. The back segment tilt can be adjusted; the seat tilt is always adjustable by electric drive; the leg segment remains fixed. All electric drives are operated manually and the positions can be changed even if the table is fully loaded.

The basic version is stationary and has a paper roll holder under the head. The paper can be used for the seat, seat and backrest, or for the whole table.

The build-in dimensions of the table are approx. 630 × 2000 mm.

The weight of the table is 65 – 94 kg, the carrying capacity is 150 kg.



## **GOLEM UP** **Code Nr. G 06 50**

Fixed height 600 mm, electric drive adjustable seat tilt of 0° to +30°, manually adjustable backrest.

## **GOLEM U** **Code Nr. G 06 51**

Electric drive adjustable height of 600 – 900 mm, electric drive adjustable seat tilt of 0° to +30°, manually adjustable backrest.

## **GOLEM UE** **Code Nr. G 06 52**

Electric drive adjustable height of 600 – 900 mm, electric drive adjustable seat tilt of 0° to +30°, electric drive adjustable back tilt of 0° to 70°.



# Table for ultrasonic examination



## ACCESSORIES:

Braked wheels Ø 75 mm

Code Nr. D 06 03

Removable Goepel leg supports with a jointed fixture

Code Nr. D 06 21

Separated pedal board instead of hand control

Code Nr. D 06 31

# G O L E M



Optimally meeting all requirements of birth assistants and the mother, the GOLEM birth table enables birth in the standard position, with bent knees or in the knee-breast position, as well as necessary procedures. A high level of the operator's and mother's safety and operating hygiene is ensured by covering of all parts of the table with grey plastic casings.

The table is mobile and it features comfortable seamless washable upholstery in a colour of your choice. The table surface with a width of 600 mm is divided into a leg, middle, back and manually adjustable head segment. The positions, including an anti-shock position (Trendelenburg), are set by electric drives and can be set even if the table is fully loaded. The carrying capacity of the table is 150 kg. The table is equipped with electronics enabling the user to program 3 operating positions that are automatically set using a relevant pedal. This feature allows for easy switching between table positions without time delays.

The optimal dividing of the surface allows for easy setting of the table to the position for birth and stitching and, after the leg segment is installed, to the lying position, in which a flat surface of 1800 mm in length is created. The leg segment can be pushed to the low position before birth. Lengths of the segments: seat 400 mm, backrest 500 mm, head 400 mm, additional legs 500 mm.

The table is fully equipped: EUROrails for the fastening of accessories around the seat and backrest, removable polyurethane Goepel leg supports with a jointed fixture and fastening straps, foot step with a non-slip finish, stainless bowl, removable hand rails for the mother, paper roll holder to be used for the whole surface, the backrest and the seat, or for the seat only, infusion holder, Hand holder used during infusion.



## Birth table GOLEM Code Nr. G 06 60



All elements can be easily and comfortably adjusted and removed from the table, which means that the patient can also get on from the side. Electric drive adjustable height of 640 – 940 mm, electric drive adjustable back tilt of 0° to +80°, manually adjustable head segment tilt of  $\pm 30^\circ$ , electric drive adjustable seat (Trendelenburg) tilt of 0° to +30°. The table is equipped with electronics enabling the user to program

3 operating positions that are automatically set using a respective button. This feature allows for easy switching between the initial and operating positions of the table without time delays.

The build-in dimensions of the table are approx. 800 x 1400 mm. The weight of the table is 118 kg, the carrying capacity is 150 kg.



### ACCESSORIES:

Built-in battery with a fully automatic charger

Code Nr. D 06 40

# G O L E M



Upgraded variant of the GOLEM 6ET table, suitable for all patients' positions: lying, sitting, gynaecological, and urinating standing up.

A high level of operator and patient safety and operating hygiene is ensured by the covering of all parts of the table with grey plastic casings.

The basic version is stationary; the 600 mm wide operating surface is covered with artificial leather in a colour of your choice and it is divided into a seat with a deep cut-out, a removable leg segment with a cut-out fill, and a seat backrest with a head segment. All electric drives are operated manually and the positions can be changed even if the table is fully loaded. Lengths of the segments: seat 400 mm, backrest 500 mm, head 400 mm, additional legs 550 mm.

The table is fully equipped: EUROrails for the fastening of accessories around the seat, removable polyurethane Goepel leg supports with a jointed fixture, foot step with a non-slip finish, stainless bowl, removable hand rails for the patient, paper roll holder to be used for the whole surface, the backrest and the seat, or for the seat only, Uroflowmeter holder for the doctor's right hand (or left hand by request).

All elements can be easily and comfortably adjusted and removed from the table, which means that the patient can also get on from the side.

Electric drive adjustable height of 640 – 940 mm, electric drive adjustable back tilt of 0° to +80°, manually adjustable head segment tilt of ± 30°, electric drive adjustable seat (Trendelenburg) tilt of 0° to +30°.

The table is equipped with electronics enabling the user to program 3 operating positions that are automatically set using a respective button. This feature allows for easy switching between the initial and operating positions of the table without time delays.

The build-in dimensions of the table are approx. 800 × 1 400 mm.

The weight of the table is 112 kg, the carrying capacity is 150 kg.





# GOLEM 6ET Code Nr. G 06 40

## Table for urodynamics examination



### ACCESSORIES:

Braked wheels Ø 75 mm	Code Nr. D 06 03
Halogen lamp on a flexible holder	Code Nr. D 06 05
Bowl with outlet and hose	Code Nr. D 06 08
Bowl with outlet, hose and waste container	Code Nr. D 06 09
EUORails for the fastening of accessories around the backrest	Code Nr. D 04 10
Hand holder used during infusion	Code Nr. D 06 12
Mouthpiece holder	Code Nr. D 06 14
Infusion holder	Code Nr. D 06 13
Fastening strap	Code Nr. D 06 15
Separated pedal board instead of hand control	Code Nr. D 06 31
Separated pedal board and hand control together	Code Nr. D 06 35

# GOLEM



The table is optimized for urodynamics examinations, but it can of course be used for examinations in the lying and gynaecological positions. The position of the patient (including children) is continuously adjustable from the lying to the sitting position, including backward incline (Trendelenburg) and general height. The seat and backrest are fully translucent in all positions for C-arm scanning in the horizontal as well as vertical direction. The shape of the bottom frame allows for pushing in a uroflowmeter stand. The general design as well as individual details were consulted with leading experts in urodynamics examinations.

The basic version is stationary; the 600 mm wide operating surface is covered with washable artificial leather in a colour of your choice. It is divided into a head segment, a back segment, a seat with a deep cut-out, and a removable leg segment with a cut-out fill; when this segment is installed, a surface of 1950 mm in length is created. All electric drives are operated manually and the positions can be changed even if the table is fully loaded. Lengths of segments: seat 400 mm, backrest 500 mm, head 400 mm, legs 550 mm.

The table is fully equipped: EUROrails for the fastening of accessories around the seat, removable Goepel leg supports with a jointed fixture, Infusion set holder, foot step with a non-slip finish.

All elements can be easily and comfortably adjusted and removed from the table, which means that the patient can also get on from the side.

Electric drive adjustable height of 660 – 960 mm, electric drive adjustable back tilt of 0° to +85°, manually adjustable head segment tilt of  $\pm 30^\circ$ , electric drive adjustable seat (Trendelenburg) tilt of 0° to +30°.

The build-in dimensions of the table are approx. 800 × 1900 mm.

The weight of the table is 109 kg, the carrying capacity is 150 kg.





# GOLEM URODYNAMIC Code Nr. G 18 01

## Table for videourodynamics examination



### ACCESSORIES:

Braked wheels Ø 100 mm  
 Halogen lamp  
 Removable hand railing  
 Stainless bowl diam. 260 mm  
 Bowl diam. 260 mm with outlet and hose  
 Bowl diam. 260 mm with outlet,  
 hose and waste container  
 Memory for operating positions

Code Nr. D 18 01  
 Code Nr. D 18 02  
 Code Nr. D 18 03  
 Code Nr. D 18 04  
 Code Nr. D 18 05  
  
 Code Nr. D 18 06  
 Code Nr. D 06 11

EUORails for the fastening of accessories  
 around the backrest  
 Paper roll holder  
 Separated pedal board instead of hand control  
 Separated pedal board and hand control together  
 Big stainless bowl diam. 400 mm with outlet  
 Elbows support

Code Nr. D 04 10  
 Code Nr. D 01 04  
 Code Nr. D 06 31  
 Code Nr. D 06 35  
 Code Nr. D 18 14  
 Code Nr. D 18 15



Squat stool with grey plastic parts  
Code Nr. Z 02 01



Stool with a backrest with grey plastic parts  
Code Nr. Z 02 02



Stationary stool for the patient with a backrest  
Code Nr. Z 04 01



# GOLEM O Code Nr G 10 01

## Surgical chair



A comfortable upholstered chair for the surgeon, designed mainly for surgery rooms. Travelling version with Ø 75 mm braked wheels, electric drive adjustable height of 470 – 670 mm, height adjustment carried out by the surgeon using a foot pedal. The height and tilt of the backrest are adjusted manually.

The sophisticated and very functional mechanism of adjustable hand rests makes it possible to find an optimal position for everybody. The rests can be easily folded off for easy access.

All metal parts are made of stainless steel; the artificial leather is usually black - antistatic.

Carrying capacity: 150 kg, weight: 45 kg.

### ACCESSORIES:

Built-in battery with fully automatic external charger Code Nr. D 10 01  
frequency of charging 1 – 2 times per week





### Code Nr. D 55 01

The mobile instrument table with a shelf and useful grips is suitable for every ambulance. It has a stainless steel upper surface and high-quality braked travel wheels  $\varnothing 75$  mm.

The dimensions of the shelf are  $530 \times 650$  mm; the height of the upper surface is 730 mm.

Carrying capacity 80 kg, weight 18 kg.



### Code Nr. D 55 02

The stainless steel instrument table is suitable mainly for surgery rooms. It has a height-adjustable operating surface with dimensions of  $460 \times 635$  mm; the height of the surface can be easily adjusted between 700 – 1 000 mm.

Carrying capacity 40 kg, weight 16 kg.





First-class travel wheels Ø 150 mm with two central brakes; leading wheels for straight direction. 600 × 1920 mm stainless steel upper surface with a removable plastic cover. Outside dimensions (clearance profile) 700 × 2030 mm.

Standard equipment: bumper wheels at the surface corners, operating grips on the cover as well as on the table. Carrying capacity 150 kg, weight 45/85 kg.

### GOLEM ZH

**Code Nr. G 13 01**

Hydraulically adjustable height of 600 – 900 mm, foot separated pedal board from both sides of the table.

### GOLEM ZP

**Code Nr. G 13 02**

Braked wheels Ø 100 mm, fixed height of 700 mm (or different by request).



# GOLEM



The GOLEM operating tables are manufactured in a wide range of models that makes it possible for every user to choose a design and equipment fully satisfying their demanding requirements.

The operating surface of the table can be divided into 4 or 5 segments and it is always height adjustable. The operating surface can be adjusted to the Trendelenburg/Antitrendelenburg position (marked T) and can be adjusted lateral tilts (marked B). All adjustments are performed using silent and reliable LINAK electric drives with hand control. The tables are equipped with electronics with a memory of 4 operating positions that are simply set using a relevant button.

The backrest tilt is also electric drive adjusted; the removable leg segment/ segments are adjusted by electric motor; the removable head segment is adjusted by gas springs, a double-joint system.

The tables have a sturdy and stable stainless steel structure and a washable and disinfected operating surface with removable upholstery made of black antistatic artificial leather. There are EUROrails around all segments for the fastening of any accessories.

The standard version is a mobile with Ø 100 mm centrally braked wheels. The table is supplied from a standard power socket, have a built-in fully automatic charger and maintenance-free batteries for emergency use.

The whole operating surface including the head segment is fully translucent for X-ray; the C-arm can also be used with the exception of the middle segment (column).



## ACCESSORIES:

Undercarriage version, Ø 100 mm wheels with central brake

Code Nr. D 50 01

Built-in batteries with automatic charger

Code Nr. D 50 02

Goepel leg supports

Code Nr. D 50 03

Stainless bowl

Code Nr. D 50 04

Stainless bowl with outlet, hose and waste container

Code Nr. D 50 05

Arm rest with strap

Code Nr. D 50 06

Infusion holder

Code Nr. D 50 07

Mouthpiece holder

Code Nr. D 50 08

Fastening strap

Code Nr. D 50 09

Holder for second hand

Code Nr. D 50 10

Forearm holder

Code Nr. D 50 11

Shoulder supports

Code Nr. D 50 12

Lateral support with axial positioning

Code Nr. D 50 13

Lateral support

Code Nr. D 50 14

X-ray cassette holder

Code Nr. D 50 15

Head holder

Code Nr. D 50 16

Head segment for ophthalmology with support

Code Nr. D 50 17

Head ring

Code Nr. D 50 18

Upholstered head rest

Code Nr. D 50 19

Kneeling pad for rectoscopy

Code Nr. D 50 21

Abdomen-supporting roll for rectoscopy

Code Nr. D 50 22

Arthroscopy holder

Code Nr. D 50 24

Accessory trolley rack

Code Nr. D 50 26





# Operating table

## OPERATING TABLE GOLEM 4 T Code Nr. G 50 14

Four-segment operating surface (head, backrest, seat, leg segment), stationary, electric drive adjustable height, back and leg segment and  $\pm$  Trendelenburg

## OPERATING TABLE GOLEM 5 T Code Nr. G 50 15

Five-segment operating surface (head, backrest, seat, divided leg segment), stationary, electric drive adjustable height, back and leg segments and  $\pm$  Trendelenburg

## OPERATING TABLE GOLEM 4 TB Code Nr. G 50 24

Four-segment operating surface (head, backrest, seat, leg segment), stationary, electric drive adjustable height, back and leg segment,  $\pm$  Trendelenburg and lateral tilts

## OPERATING TABLE GOLEM 5 TB Code Nr. G 50 25

Five-segment operating surface (head, backrest, seat, divided leg segment), stationary, electric drive adjustable height, back and leg segments,  $\pm$  Trendelenburg and lateral tilts



### TECHNICAL PARAMETERS:

Overall table length	2 100 mm
Table length without head segment	1 800 mm
Table length without head and leg segment	1 110 mm

Operating surface width	550 mm
Operating surface width including EUROrails	590 mm

#### Lengths of the segments:

Head	290 mm
Back	645 mm
Seat	500 mm
Leg	660 mm

Table bottom plane clearance height	760 mm (with lateral tilt) 710 mm (without lateral tilt)
-------------------------------------	---

Electric drive adjustable lift	300 mm
Electric drive adjustable Trendelenburg	$\pm 15^\circ$
Electric drive adjustable lateral tilt	$\pm 20^\circ$

#### Adjustment of segments:

Head (double-joint system) - gas springs	$\pm 30^\circ$ , vertically 120 mm
Back - electric drive	+70°/-10°
Leg - electric drive	0°/-90°

Permissible loading of the operating surface	180 kg (total load)
--	---------------------

# G O L E M



GOLEM ENT operating table is specially designed for operation in ophthalmology, ENT, dermatology and plastic surgery. Doctors in these fields will be maximally satisfy with some specific adjustments to this model.

The work area is divided into 4 segments (legs, seat, back, head) and is adjustable in height and Trendelenburg position. Also inclinations foot, the back and the head segment is adjusted electrically. All these moves are executed by five silent, reliable electric LINAK motors, controlled by hand control. The table is equipped with electronic memories of 4 positions that can be easily accessed by pressing a button (for example, the starting position, work location, location „0“)

Positioning of segments is performed. Wide range of positions allows the patient to be seated in a sitting position and adjusting positions to working position effortlessly.

The head segment allows the lean forward/back and can also adjust the height of the patient. On head segment is placed removable and adjustable support of the doctor's forearm.

The table has a fixed and stable stainless steel construction, washable and disinfected desktop with trim black antistatic leatherette. Around EUROrails segments are placed for fastening of any accessory.

The standard version of the table is mobile with centrally braked castors Ø 100 mm. Power is from a standard electric socket, but the table is equipped with a built-in fully automatic charger and maintenance-free batteries in case of power failure.





# GOLEM 4 T for ENT Code Nr. G 50 14

## Operating table for ofthalmo/ENT/plastic surgery



### TECHNICAL PARAMETRES:

Overall table length	2030 mm
Operating surface width	640 mm
Operating surface width include EUROrails	670 mm
Lengths of the segments:	
Head	265 mm
Back	650 mm
Seat	550 mm
Leg	510 mm
Lowest position of table	580 mm
Electric drive adjustable lift	300 mm
Electric drive adjustable trendelenburg	20°
Electric drive adjustable of:	
Head	± 35°
Back	0° + 70°
Leg	0° - 90°
Permissible loading of the operating surface	150 kg (total load)
Weight of table	115 kg

### ACCESSORIES:

Handrails for patient on EUROrail	D 50 30
Dual control of head segment by pedals and hand control	D 50 31



The practical and easy-to-use structure ensures comfortable X-raying. The operating surface of 750 × 2100 mm is translucent for X-rays as well as for the C-arm (translucent surface of 690 × 1800 mm). A 50 mm thick removable mattress provided for patients' comfort; it can be easily removed.

The fixed structure with adjustable legs is suitable for stationary use. The variant with Ø 150 mm travelling wheels can also be used for transport of patients.

A table with a possibility of tilting to the ± Trendelenburg position within a range of ± 12° is available for additional charge.

Two lifting columns are located at the ends of the working surface; electric drive adjustable height of 560 – 960 mm (without mattress), hand control.

Carrying capacity: 200 kg, weight: 110 kg

### ACCESSORIES:

Centrally braked wheels Ø 150 mm

Surface tilting ± 12° (± Trendelenburg)

Fastening strap for the patient

Built-in battery with a fully automatic charger

Code Nr. D 12 01

Code Nr. D 12 02

Code Nr. D 11 02

Code Nr. D 06 40





The table is mainly used for resting patients after procedure and their transport in the health facility. Comfortable washable mattress 100 mm thick also allow long-term patient stay. Dimension of working area 800 x 1 900 mm allows easy transport of table which has an external dimension only 820 x 2 000 mm. The comfort of operator is provided by two handlebars at the front and safety wheels at the corners. Table is mobile equipped with braking wheels Ø 100 mm with possibility of straight-ahead direction for helping the handling personnel.

The height of working area is 600 mm allowing comfortable get on and get off the patient, as well as a simply moving of the patient from treatment or surgery table.

Choosing the colour of upholstery is free of charge.  
The weight of table is 27 Kg, loading capacity is 150 Kg.  
Clearance profil 820 x 2 000 mm.

### **TRANSPORT TABLE GOLEM 1P Code Nr. G 01 01**

One-segment working area 800 x 1 900 mm, height 600 mm.  
Braked wheels Ø 100 mm.

### **ACCESSORIES:**

Fastening strap

Code Nr. D 11 02

# GOLEM



An optimal means for the transport of patients with a possibility of X-raying directly on the table. High-quality travel wheels Ø 150 mm with two central brakes; leading wheels for straight direction. Two-part working surface of 630 × 1965 mm, back segment adjusted manually using by gas spring, from 0° to +75°. Outside dimensions (clearance profile) 760 × 2070 mm.

X-ray translucent surface in all length; a compartment to locate the cassette included. The C-arm can be used with the exception of the central part.

Standard equipment: comfortable fixed mattress, safety bumper profile on the frame periphery, safety bumper wheels in corners, hinged sides to prevent the patient from falling off, hinged operating grips in the front parts, removable infusion stand, oxygen cylinder holder, storage basket.

Carrying capacity 150 kg, weight 50/90 kg.





# Transport table GOLEM TRANS



## GOLEM TRANS H

### Code Nr. G 11 01

Hydraulically adjustable height of 630 – 910 mm, foot separated pedal board from both sides of the table.

## GOLEM TRANS P

### Code Nr. G 11 02

Braked wheels Ø 100 mm, fixed height 700 mm (or different by request).

## ACCESSORIES:

Removable mattress

Code Nr. D 11 01

Fastening strap  
for the patient

Code Nr. D 11 02



# GOLEM



Transport, urgent procedure, X-ray – the stretcher can be used for all of this. High-quality travel wheels Ø 150 mm with two central brakes; leading wheels for straight direction. Removable mattress 630 × 1965 mm, back segment adjusted manually using a gas spring, from 0° to +75°. Outside dimensions (clearance profile) 760 × 2070 mm. X-ray translucent surface in all length; a compartment to locate the cassette included. The C-arm can be used with the exception of the ends of the surface.

Standard equipment: safety bumper profile on the frame periphery, safety bumper wheels in corners, hinged sides to prevent the patient from falling off, hinged operating grips in the front parts, removable infusion stand, oxygen cylinder holder, fastening strap for the patient. Hydraulically adjustable height of 570 – 890 mm, hydraulically adjustable surface tilt of ± 15°, foot separated pedal board from both sides of the table.

Carrying capacity 200 kg, weight 96 kg.



# GOLEM EME Code Nr. G 11 03

## Transport table - stretcher



# GOLEM



Each trolley has shelf for documents, ergonomic handle with optimum height, foldable foot support for transported person. The side handles make it easy to transfer a patient from a wheelchair or bed.

Infusion holder, fastening strap and storage basket under the seat can be added as accessories.

Clearance profile 680 mm provides a convenient passage to door 70 cm.

Standard weight capacity is 150 kg, a modified version of GOLEM TZ EXTRA is adapted for persons weighing up to 220 kg!

Stackable design effectively solve the movement of handicapped persons, not only in hospitals but also in airports, arenas, shopping centers and cultural facilities. Due to the unique design each additional parked trolley takes only 33 % of the space. The trolley can be mounted by backup coin machine, which helps return the trolley back into the rack. The parking stand is provided with an information plate. Comfortably upholstered seat with a slight negative and back with ergonomic shape, size and height for maximum patient comfort and easy operation of all functions. Despite compactness trolley and comfort the person being transported is very stable in all positions. Upholstery and metal structure of trolley can be easily cleaned with a detergent.

Quality branded wheels with increased load capacity, front swivels Ø 125 mm, rear Ø 300 mm with automatic brake lock for maximum security of transported person.

Without pressing operation handles the trolley itself automatically brakes!





## Stackable emergency chair



GOLEM TZ  
Weight capacity 150 kg, clearance profile 680 mm  
GOLEM TZ EXTRA  
Weight capacity 220 kg, clearance profile 760 mm

Code Nr. G 11 11

Code Nr. G 11 12

### Accessories:

Parking stand, fixed on floor  
Backup machine for coin  
Fastening strap for patient  
Storage basket under the seat

Code Nr. D 11 11

Code Nr. D 11 21

Code Nr. D 11 23

Code Nr. D 11 24

CE  
ISO 9001  
Since 1991

RQL

# G O L E M



The GOLEM V table is designed for verticalization of patients, but it can of course be used for rehabilitation as well. The patient is laid on the table in the horizontal position, his/her legs are leaned against the foot board, the straps are fastened, and the patient is smoothly verticalized.

The one-segment operating surface without a nose slot with dimensions of 800 × 2000 mm is covered with artificial leather in a colour of your choice. The electric drives are operated manually, which can be carried out by the patient as well. The position can be changed even if the table is fully loaded.

Verticalization is performed within a range of 0° to +90° using a separate electric drive; the table includes fastening bars around the periphery, 2 fastening straps with adjustable positions, and a removable foot board.

The weight of the table is 82 – 110 kg depending on version, carrying capacity: 150 kg.



Tilt meter

Code Nr. D 16 07



Unlocking of tilting motor Code Nr. D 16 08



# Verticalization table



## **GOLEM VP**

Fixed height of 650 mm

**Code Nr. G 16 01**

## **GOLEM V**

Electric drive adjustable height of 650 – 950 mm

**Code Nr. G 16 02**

### **ACCESSORIES:**

Braked wheels Ø 75 mm

Facial opening

Separated pedal board instead of hand control

Separated pedal board and hand control together

Hand support with grip (pair)

Working table

Tilt meter

Unlocking of tilting motor

Code Nr. D 16 01

Code Nr. D 16 02

Code Nr. D 16 03

Code Nr. D 16 04

Code Nr. D 16 05

Code Nr. D 16 06

Code Nr. D 16 07

Code Nr. D 16 08



### GOLEM 1 EXCLUSIV

The GOLEM 1 EXCLUSIV table is designed for examining and rehabilitation. It is characterized by a modern design with a sophisticated and fully functional concept that meets all your requirements. Full covering of the bottom frame and moving mechanism with washable plastic casings ensures safe operation and very easy maintenance of the table.

The one-segment operating surface without a facial opening with dimensions of 630 × 2000 mm is covered with artificial leather in a colour of your choice. The electric drive is operated by switches located under the surface on both sides; the position can be changed even if the table is fully loaded.

Electric drive adjustable height of 580 – 880 mm, stationary version with adjustable legs.

The length of the table can be modified according to your request.

The weight of the table is 90 – 100 kg depending on version, carrying capacity: 150 kg.



### Code Nr. G 02 01

#### ACCESSORIES:

Operating surface with a width of 640 – 800 mm	Code Nr. D 02 05
Operating surface with a width of 900 mm	Code Nr. D 02 06
Braked wheels Ø 75 mm	Code Nr. D 02 01
Facial opening	Code Nr. D 01 03
Paper roll holder	Code Nr. D 01 04
(under the head, under the legs, crosswise)	
Hand control	Code Nr. D 02 02
Separated pedal board	Code Nr. D 02 03
Conically shaped legs	Code Nr. D 02 07





### GOLEM VOJTA

The GOLEM VOJTA table is designed for examining and rehabilitation. A modern lifting system allows for a table with an operating surface of up to 120 cm in width and at the same time with a great carrying capacity, rigidity and stability.

The use of a modern moving mechanism with four separate legs ensures safe, quick and silent operation. Maintenance is also very easy. The free space under the table can be utilized for any purpose.

The one-segment operating surface without a facial opening with dimensions of 800 x 2000 mm is covered with artificial leather in a colour of your choice. The electric drive is operated by switches located under the surface on both sides; the position can be changed even if the table is fully loaded.

Electric drive adjustable height of 550 – 850 mm, stationary version with adjustable legs.

The weight of the table is 80 -100 kg depending on version, carrying capacity: 200 kg.

### Code Nr. G 19 01

#### ACCESSORIES:

Operating surface with a width of 810 – 990 mm	Code Nr. D 19 01
Operating surface with a width of 1 000 – 1 200 mm	Code Nr. D 19 02
Braked wheels Ø 75 mm	Code Nr. D 19 03
Facial opening	Code Nr. D 19 04
Paper roll holder	Code Nr. D 19 05
Separated pedal board instead of control under the operating surface	Code Nr. D 19 06



### GOLEM 2 EXCLUSIV

**Code Nr. G 02 02**

The GOLEM 2 EXCLUSIV table is designed for examining and rehabilitation. It is characterized by a modern design with a sophisticated and fully functional concept that meets all your requirements. Full covering of the bottom frame and moving mechanism with washable plastic casings ensures safe operation and very easy maintenance of the table.

The two-segment operating surface without a facial opening with dimensions of 630 × 2000 mm is covered with artificial leather in a colour of your choice. The electric drive is operated by switches located under the surface on both sides; the position can be changed even if the table is fully loaded.

Electric drive adjustable height of 580 – 880 mm, manually adjustable head segment tilt of ± 30°, stationary version with adjustable legs.

The length of the table can be modified according to your request.

The weight of the table is 92 – 105 kg depending on version, carrying capacity: 150 kg.

#### ACCESSORIES:

Operating surface with a width of 640 – 800 mm	Code Nr. D 02 05
Operating surface with a width of 900 mm	Code Nr. D 02 06
Braked wheels Ø 75 mm	Code Nr. D 02 01
Facial opening	Code Nr. D 01 03
Paper roll holder	Code Nr. D 01 04
(under the head, under the legs, crosswise)	
Hand control	Code Nr. D 02 02
Separated pedal board	Code Nr. D 02 03
Conically shaped legs	Code Nr. D 02 07





# G O L E M

## rehabilitation and manipulation table



The GOLEM 3 EXCLUSIV table is optimal for rehabilitation and manipulation. Full covering of the bottom frame and moving mechanism with washable plastic casings ensures safe operation and very easy maintenance of the table. The three-segment operating surface without a facial opening with dimensions of 630 × 1 950 mm is covered with artificial leather in a colour of your choice. The electric drive is operated by switches located under the surface on both sides; the position can be changed even if the table is fully loaded. The weight of the table is 96 – 107 kg depending on version, carrying capacity: 150 kg.

### GOLEM 3 EXCLUSIV

**CODE NR. G 03 01**

Electric drive adjustable height of 580 – 880 mm, manually adjustable head segment tilt of  $\pm 30^\circ$ , manually adjustable leg segment tilt of  $-30^\circ$  to  $+60^\circ$ , stationary version with adjustable legs.

### GOLEM 3E EXCLUSIV

**CODE NR. G 03 02**

Electric drive adjustable height of 580 – 880 mm, manually adjustable head segment tilt of  $\pm 30^\circ$ , electric drive adjustable leg segment tilt of  $-30^\circ$  to  $+60^\circ$ , stationary version with adjustable legs.

### GOLEM 3ET EXCLUSIV

**CODE NR. G 03 03**

Electric drive adjustable height of 580 – 880 mm, manually adjustable head segment tilt of  $\pm 30^\circ$ , electric drive adjustable leg segment tilt of  $-30^\circ$  to  $+60^\circ$ , electric drive adjustable Trendelenburg  $0 + 30^\circ$ , stationary version with adjustable legs.



### ACCESSORIES

Separated leg segment adjustment manually  
(only for GOLEM 3 version)

Code Nr. D 02 08

Separated leg segment adjustment power-drive  
(only for GOLEM 3E and GOLEM 3ET version)

Code Nr. D 02 09

Next accessories as for GOLEM 2 EXCLUSIV

CE  
ISO 9001  
Since 1991

RQL



Universal table for versatile use with a two-segment operating surface of 630 × 2000 mm and adjustable legs. Manual positioning of the head segment between ± 40°. The operating surface is rectangular, without a facial opening. The standard height is 600 mm, different height by request, upholstery colour by request. The length of the table can be modified according to your request. The weight of the table is 30 kg, carrying capacity: 150 kg.

### ACCESSORIES:

Braked wheels Ø 75 mm	Code Nr. D 01 01
Braked wheels Ø 100 mm	Code Nr. D 01 02
Facial opening	Code Nr. D 01 03
Paper roll holder	Code Nr. D 01 04
(under the head, under the legs, crosswise)	
Operating surface with a width of 640 – 790 mm	Code Nr. D 01 06
Operating surface with a width of 800 – 1000 mm	Code Nr. D 01 07



EXTRA: back (longer) segment instead head segment



# GOLEM

## GOLEM 3P Code Nr. G 01 03 Fixed height table



Universal table for versatile use with a three-segment operating surface of 630 × 2 000 mm and adjustable legs. Manual positioning of the back segment between 0° + 70°. Manual positioning of the leg segment between 0° - 70°.

The operating surface is rectangular, without a facial opening. The standard height is 600 mm, different height by request, upholstery colour by request.

The weight of the table is 30 kg, total carrying capacity 300 kg.

### ACCESSORIES:

Braked wheels Ø 75 mm

Paper roll holder under the head

Code Nr. D 01 01

Code Nr. D 01 04



CE  
ISO 9001  
Since 1991

# RQL



A comfortable chair for sample taking in the sitting, half-lying and lying position. Modern design with comfortable upholstery and grey plastic casings. Travelling version with  $\varnothing$  75 mm braked wheels. The four-segment operating surface with a width of 480 mm is covered with seamless artificial leather in a colour of your choice; it is divided into a head segment, a backrest, a seat and a leg segment. The head segment can be adjusted manually; the leg segment can be manually tilted for the lying position.

The chair has removable washable infusions hand rests that can be adjusted in all directions and tilts. The build-in dimensions of the chair are approx. 600 x 900 mm in the sitting position, 600 x 1 770 mm in the lying position.

Carrying capacity: 150 kg, weight: 35 – 60 kg.

### **GOLEM OD P**      **Code Nr. G 08 01**

Fixed height of 520 mm, fixed back tilt for the sitting position only, without the leg and head segments

### **GOLEM OD**      **Code Nr. G 08 02**

Fixed height of 520 mm, manually adjustable back tilt

### **GOLEM ODE**      **Code Nr. G 08 03**

Electric drive adjustable height of 520 – 720 mm, manually adjustable back tilt





# G O L E M

## Transfusion and dialysis armchair GOLEM DIA P Code Nr. G 09 00



Transfusion and dialysis armchair is comfortable for patient as well easy operation for staff.

The free-segment work area is soft upholstered by artificial leather in colour after your request. Artificial leather is washable and disinfectable with certificate for use in healthcare.

The mutual position of the legs, seat and back segment is fix, optimal for long-term patient stay. Simple handling of the whole cradle with working area including armrests, lock selected position by a gas spring from both sides of the chair.

The low height of 560 mm make it easy to sit poorly mobile patients.

Mobile version with  $\varnothing$  75 mm braked wheels.

Soft upholstered armrests mounted on the backrest. Possible adjust their height, incline, stretching in and out of the chair.

Standard equipment is height adjustable headrest, handle for more comfortable transport, paper roll holder, a basket for personal things of patient and both side use infusion stand.

The installation dimension of armchair are approx. 990 x 1 900 mm (include armrest). Clearance profile without armrest is 750 mm.

Load weight capacity 150 kg. Weight of chair 70 kg.



CE  
ISO 9001  
Since 1991

RQL

# GOLEM



Armchair is the optimal solution for long-lasting stay of patient during transfusion or dialysis. Comfortable armchair for all patient positions. Travelling version with 75 mm braked wheels. Modern design with soft upholstery and white washable plastic covers. The three-segment work area with overall dimensions 640 × 2 200 mm is covered with artificial leather in color of your choice. Working area is divided into backrest, seat and leg segment. Patient comfort will also provide a headrest whose position can be adjust for patient needed. Artificial leather is washable and disinfectable with a certificate for use in healthcare.

Standard equipment is both side use infusion stand, height adjustable foot support, holder of paper rolls, a basket for personal things of a patient and a handle for a more comfortable transport.

The armchair has removable washable infusion armrests that can be adjusted vertically in all directions and inclinations. Special mechanism ensures that the selected position of the support will be retained even when changed inclination of the backrest.

The installation dimensions of the armchair are approx. 990 × 1 500 mm in the sitting position, 990 × 2 200 mm in the lying position (including armrests). Clearance profile without armrests is 750 mm.

Load weight capacity 150 kg. Weight of chair 80 - 110 kg.

If the chair is equipped with electric drives, all positions can be simply adjust even with fully load by patient or staff. If necessary you can also adjust position of Trendelenburg. Silent electric drives work with a safe voltage of 24V. The electronics ensure their reliability and smooth running.

The power of the chair is from standard socket 230V. For extra charge it can be equipped by built-in fully automatic charger. In case of power failure, the chair will be automatically switched to built-in rechargeable batteries.

For an extra charge it can be equipped plastic washable working table that can be used from both sides or flip away of the chair for facilitating the entry and exit of the patient. It can be also equipped by LED light on flexible neck for more comfort of patient (for extra charge).





# Transfusion and dialysis chair



## GOLEM DIA



**Code Nr. G 09 02**

Fixed height 560 mm, back inclination adjustable by electric drive  $-13^{\circ}$  to  $+75^{\circ}$ , foot segment adjustable by electric drive  $+20^{\circ}$  to  $-40^{\circ}$ , seat inclination (Trendelenburg) adjustable by electric drive  $0^{\circ}$  to  $20^{\circ}$ , drive control by hand pilot.

## GOLEM DIA E

**Code Nr. G 09 03**

Height adjustable by electric drive 560 - 760 mm, adjustable back inclination electric drive  $-13^{\circ}$  to  $+75^{\circ}$ , electrically adjustable foot segment  $+20^{\circ}$  to  $-40^{\circ}$ , Trendelenburg position adjustable by electric drive  $0^{\circ}$  to  $20^{\circ}$ , drive control by hand pilot.



## ACCESSORIES:

Working table

Code Nr. D 09 02

Built-in battery with a fully automatic charger

Code Nr. D 06 40

LED lamp on flexible neck

Code Nr. D 06 05

CE  
ISO 9001  
Since 1991

RQL

# GOLEM



A very comfortable chair with soft upholstery and massive arm rests that make the patient's standing up easier. Mobile version with  $\varnothing$  75 mm braked wheels. The three-segment operating surface with a width of 500 mm is covered with artificial leather in a colour of your choice; it is divided into a backrest, a seat and a leg segment.

The seat with a slight backward incline has a height of 550 mm, which is optimal for getting on and off; the backrest includes a soft head support – wing chair. The backrest and leg segment tilt can be easily changed using a gas spring – it can be also controlled by the patient.

The build-in dimensions of the chair are approx. 700 x 800 mm in the sitting position, 700 x 1700 mm in the lying position.

Carrying capacity: 150 kg, weight: 35 – 65 kg.





## Chair for cardiac patients



### **GOLEM K**

Fixed back tilt for the sitting position only, without the leg segment

**Code Nr. G 07 01**

### **GOLEM KP**

The back and leg segments are manually adjustable using a synchronous mechanism with a gas spring

**Code Nr. G 07 02**

### **GOLEM KE**

The back and leg segments are adjusted using a synchronous mechanism by electric motor, hand control.

**Code Nr. G 07 03**

CE  
ISO 9001  
Since 1991

RQL

# GOLEM



A comfortable, universal chair for examining of patients in the sitting, half-lying or lying position. Modern design with comfortable upholstery and grey plastic casings. Mobile version with  $\varnothing$  75 mm braked wheels. The four-segment operating surface with a width of 480 mm is covered with seamless artificial leather in a colour of your choice; it is divided into a head segment, a backrest, a seat and a leg segment. The head segment can be adjusted manually; the leg segment can be manually tilted for the lying position. Possibility of rotation of the chair with the patient  $\pm 90^\circ$ ; easy locking in three positions. The chair has practical removable hand rails for the patient.

The electric drives are operated manually or, if required, using a foot pedal.

The build-in dimensions of the chair are approx. 600 x 900 mm in the sitting position, 600 x 1 770 mm in the lying position.

Carrying capacity: 150 kg, weight: 35 – 65 kg.





# Chair for ENT and ophthalmology practice



## **GOLEM ORL P** **Code Nr. G 05 02**

Fixed height of 520 mm, manually adjustable back tilt of +17° to +96°

## **GOLEM ORL E** **Code Nr. G 05 03**

Electric drive adjustable height of 520 – 720 mm, manually adjustable back tilt of +17° to +96°

## **GOLEM ORL EE** **Code Nr. G 05 04**

Electric drive adjustable height of 520 – 720 mm, electric drive adjustable back tilt of +17° to +96°

### **ACCESSORIES:**

Separated pedal board instead of hand control Code Nr. D 05 01



# G O L E M



Medical treatment tables are designed for the performing of procedures in all medical areas. You can select a version satisfying all your specific requirements for your and your patient's optimal position. The number of segments and the method of their adjusting depend purely on your choice. According to your request, the table can be equipped with EUROrails for the fastening of various accessories. Functionality and comfort for you and your patient are always in the first place.

A high level of operator and patient safety and operating hygiene is ensured by the covering of the bottom frame and moving mechanism of the table with washable plastic casings.

The GOLEM 2S medical treatment table is suitable for the lying position of the patient, but it can also be used for occasional treatment in the gynaecological position. The 630 × 2000 mm operating surface is covered with artificial leather in a colour of your choice; it is divided into a body and a head segment. All electric drives are operated manually and the positions can be changed even if the table is fully loaded.

The basic version is stationary, it has a paper roll holder under the head, and it is ready for the installation of further elements you request and need for your work (EUORails and other elements must be specified separately).

Electric drive adjustable height of 620 – 920 mm, manually adjustable head segment tilt of  $\pm 30^\circ$ .

The build-in dimensions of the table are approx. 630 × 2000 mm.


The weight of the table is 94 kg, the carrying capacity is 150 kg.





# GOLEM 2S Code Nr. G 04 01

## Medical treatment table



### ACCESSORIES:

Braked wheels Ø 75 mm  
 Electric drive adjustable Trendelenburg 0°+30°  
 Foot step with a non-slip finish  
 Gynaecological opening  
 Stainless bowl  
 EUROrails around legs  
 EUROrails around arms  
 Separated pedal board instead of hand control  
 Separated pedal board and hand control together

Code Nr. D 04 01  
 Code Nr. D 04 02  
 Code Nr. D 04 04  
 Code Nr. D 04 07  
 Code Nr. D 04 08  
 Code Nr. D 04 09  
 Code Nr. D 04 10  
 Code Nr. D 06 31  
 Code Nr. D 06 35

### ACCESSORIES FOR EURORAIL MOUNTING:

Removable polyurethane Goepel leg  
 supports with grip  
 Hand holder used during infusion  
 Infusion holder  
 Mouthpiece holder  
 Fastening strap

Code Nr. D 04 11  
 Code Nr. D 06 12  
 Code Nr. D 06 13  
 Code Nr. D 06 14  
 Code Nr. D 06 15



# GOLEM



Medical treatment tables are designed for the performing of procedures in all medical areas. You can select a version satisfying all your specific requirements for your and your patient's optimal position. The number of segments and the method of their adjusting depend purely on your choice. According to your request, the table can be equipped with EUROrails for the fastening of various accessories. Functionality and comfort for you and your patient are always in the first place.

A high level of operator and patient safety and operating hygiene is ensured by the covering of the bottom frame and moving mechanism of the table with washable plastic casings.

The GOLEM 4S table has maximum utilization for all patients' positions – lying, sitting, for procedures in the area of head and neck, for cosmetic procedures on the body and limbs, or eventually for the gynaecological position.

The 620 mm wide operating surface is covered with seamless artificial leather in a colour of your choice; it is divided into a leg segment, a seat, and a backrest with a head segment. All electric drives are operated manually and the positions can be changed even if the table is fully loaded. The basic version is stationary, it has a paper roll holder under the head, and it is ready for the installation of further elements you request and need for your work (EUORails and other elements must be specified separately).

Electric drive adjustable height of 650 – 950 mm, and back segment tilt of  $-10^{\circ}$  to  $+70^{\circ}$ , manually adjustable head segment tilt of  $\pm 30^{\circ}$ , manually adjustable leg segment tilt of  $0^{\circ}$  to  $-90^{\circ}$ , fixed seat with a slight backward incline.

The build-in dimensions of the table are approx. 620 x 1990 mm.

The weight of the table is 104 kg, the carrying capacity is 150 kg.





# GOLEM 4S Code Nr. G 04 03

## Medical treatment table



Double-jointed fully adjustable head segment  
Code Nr. D 04 15



Head segment for ophthalmology with support  
Code Nr. D 50 17

### ACCESSORIES FOR EURORAIL MOUNTING:

Removable polyurethane Goepel leg supports with a jointed fixture	Code Nr. D 04 11
Hand holder used during infusion	Code Nr. D 06 12
Infusion holder	Code Nr. D 06 13
Mouthpiece holder	Code Nr. D 06 14
Fastening strap	Code Nr. D 06 15
Big hand support with floor column	Code Nr. D 06 16
Removable hand railing	Code Nr. D 18 03

### ACCESSORIES:

Braked wheels Ø 75 mm  
Electric drive adjustable Trendelenburg 0°+30°  
Foot step with a non-slip finish  
Electric drive adjustable leg segment  
Separated leg segment  
Gynaecological opening  
Stainless bowl  
EUORails around legs

Code Nr. D 04 01	EUORails around arms	Code Nr. D 04 10
Code Nr. D 04 02	Memory for operating positions	Code Nr. D 04 12
Code Nr. D 04 04	Separated pedal board instead of hand control	Code Nr. D 06 31
Code Nr. D 04 05	Separated pedal board and hand control together	Code Nr. D 06 35
Code Nr. D 04 06	Head segment for ophthalmology with support	Code Nr. D 50 17
Code Nr. D 04 07	Double-jointed fully adjustable head segment	Code Nr. D 04 15
Code Nr. D 04 08	Power-drive adjustable standard head segment	Code Nr. D 04 16
Code Nr. D 04 09		

# GOLEM



The table is designed for examinations in the lying and knee-breast positions or even in the gynaecological position. It enables easy changing of positions with regard to the patient's and doctor's comfort.

The 600 mm wide operating surface is covered with washable artificial leather in a colour of your choice. It is divided into a head segment, a body with an opening and a removable leg segment. The length of the surface is 1950 mm. All electric drives are operated manually and the positions can be changed even if the table is fully loaded.

The table is fully equipped: EUROrails around the leg segment, removable platform for kneeling, adjustable abdomen support for the knee-breast position, paper roll holder.

All elements can be easily and comfortably adjusted and removed from the table, which means that the patient can also get on from the side.

Electric drive adjustable height of 640 – 940 mm, manually adjustable head segment tilt of  $\pm 30^\circ$ , removable leg segment can be mounted vertically or horizontally or take off from table.

The build-in dimensions of the table are approx. 650 × 1950 mm.

The weight of the table is 102 kg, the carrying capacity is 150 kg.



# GOLEM PROKTOLOG Code Nr. G 17 01

## Proctologic table



### ACCESSORIES:

Braked wheels Ø 75 mm

Code Nr. D 17 01

Electric drive adjustable Trendelenburg 0° to +30°

Code Nr. D 17 02

Stainless bowl

Code Nr. D 17 03

EUORails around arms

Code Nr. D 04 10

EUORails around the seat plus removable polyurethane Goepel leg supports with a jointed fixture

Code Nr. D 17 04

Foot step with a non-slip finish

Code Nr. D 04 04

Separated pedal board instead of hand control

Code Nr. D 06 31

# chair for disabled children ARIS



The ARIS chairs have been designed for children with spinal injuries, paralysed upper or lower limbs, physical or mental handicaps, cerebral palsy etc. They are manufactured in two sizes: ARIS 2 for children from two to eight; ARIS 3 for children from seven to fifteen.

The mobile chairs have adjustable backrest tilt, seat length, armrests and footrest height, accordingly to the child's age and height. They are adapted to be able to maintain personal hygiene. These chairs are made from high-quality wood with safe protective coating; all parts are washable.

The seat and the backrest are cushioned and covered with washable leatherette, some parts have textile covers. All chairs include two headrests and two lower back rests, abduction wedge, four-point chest belt, leg straps, and chamber pot. A lap tray can be supplied on demand. The ARIS 3 chair is adapted in height to a dining table; ARIS 2 is adjustable in height.

## TECHNICAL SPECIFICATIONS

	ARIS 2	Code Nr. Z 70 01	ARIS 3	Code Nr. Z 70 03
working area	Code Nr. Z 70 02		Code Nr. Z 70 04	
seat height	370 – 560 mm		480 mm	
seat length	220 – 340 mm		250 – 400 mm	
seat width	340 mm		400 mm	
backrest height	560 mm		660 mm	
lap tray size	400 × 500 mm		500 × 700 mm	
footrest length	130 – 360 mm		230 – 400 mm	
total width	460 mm		510 mm	
seat tilt	5°		5°	
backrest tilt	10 – 42°		7 – 55°	
carrying capacity	45 kg		70 kg	
weight	11 kg		14 kg	





# positioning chair PINGUINO



The product has been designed for people with spinal injuries, paralysed upper or lower limbs, physical or mental handicaps, with cerebral palsy etc. It is therefore primarily designed for children and adults who require many accessories that are part of every Pinguino, to be able to sit correctly and work independently.

The positioning chair is manufactured in two sizes: Pinguino Junior for children from 4 to 12; Pinguino Senior for children from 10 and adults.

All parts are freely adjustable for the left or right limb accordingly to the user's age, height and type of disability. The disabled person can be put into a horizontal, sitting or vertical position. The seat and backrest are cushioned and covered with fabric. Metal parts are protected with baked coating in grey. All parts are washable.

All Pinguinos include: abduction wedge, side pads, armrests, lower back rests with a safety belt, headrest, calf rests, knee straps and footboards. A lap tray can be supplied on demand.

The undercarriage is equipped at the front with swivelling braked wheels Ø 100 mm, the rear wheels have a diameter of 300 mm. On request, Pinguino can be equipped with external wheels (front Ø 200 mm, rear Ø 620 mm) that enable movement out of doors, and the disabled person can even move by himself/herself.



## TECHNICAL SPECIFICATIONS

Pinguino Junior	Code Nr. Z 70 05	Pinguino Senior	Code Nr. Z 70 06
working area	Code Nr. Z 70 07	working area	Code Nr. Z 70 08
Outdoor wheels	Code Nr. Z 70 01	Outdoor wheels	Code Nr. Z 70 01
seat height	550 mm	seat height	550 mm
seat length	350 – 450 mm	seat length	450 – 550 mm
backrest height	460 mm	backrest height	560 mm
headrest height	500 – 650 mm	headrest height	600 – 750 mm
footrests length	230 – 430 mm	footrests length	330 – 530 mm
seat tilt	-10° to +30°	seat tilt	-10° to +30°
backrest tilt	0° to +90°	backrest tilt	0° to +90°
total width	540 mm	total width	620 mm
carrying capacity	45 kg	carrying capacity	100 kg
weight	21 kg	weight	34 kg






The chairs are suitable for disabled children at home, at schools, institutions and day care centres; they can be easily adjusted to any disabled child, enabling him/her to sit, eat, play and work properly and comfortably.

The height of the chair can be comfortably adjusted according to the child's needs using a gas spring. The special structure ensures that the chair does not rotate after the wheels are braked! The seat and backrest are softly upholstered with fabric. The length of the seat is easily adjustable by moving the backrest to a suitable position.

All chairs are mobile, with braked wheels; they have adjustable arm rests and an adjustable abduction wedge.



## **SPECIAL CHAIR 3.A FOR CHILDREN WITH LESS SERIOUS DISABILITIES FROM 4 TO 18 YEARS OF AGE**

### **Code Nr. Z 63 01**

Continuously adjustable seat length of 310 – 440 mm, seat width of 440 mm, backrest height of 470 mm, braked wheels Ø 50 mm, carrying capacity: 110 kg. Without a foot rest. continuously adjustable seat height of 360 – 500 mm.

## **SPECIAL CHAIR 3.B FOR CHILDREN WITH MORE SERIOUS DISABILITIES FROM 4 TO 18 YEARS OF AGE**

### **Code Nr. Z 63 02**

The same as the 3.A version with additional head rest, lower back rests and chest belts.



## height adjustable working table for the disabled

Code Nr. Z 80 10



The dimensions of the working table are 80 x 120 cm or different by request. A washable board in the colour of beech wood, with a plastic edge and rounded corners; a cut-out or atypical shape by request.

The height is electrically adjusted – comfortably, quickly and with no effort within a range of 60 – 125 cm (also suitable for work in the standing up position). The shape of the structure makes it possible to use any type of wheelchair without any limitation.

24 V power supply, connection to a standard 230 V power socket; operated by a switch on the desktop or by a foot pedal.

The colour of the metal structure is black. Weight: 48 kg, carrying capacity: 80 kg.

# G O L E M



EXTRA: treatment table GOLEM 2S + back segment adjustable by electric drive + head segment by gas spring, width 700 mm



EXTRA: GOLEM DIA E + central braked wheels diam. 100 mm + memories



EXTRA: GOLEM DIA E + central braked wheels diam. 100 mm + upholstery thickness 100 mm



EXTRA: treatment table GOLEM 4S, version for ENT surgery, head segment adjustable by electric drive







CE  
ISO 9001  
Since 1991


RQL

# G O L E M

## Prodej v ČR a SR:

RQL s.r.o.  
U Jelena 7/109, 736 01 Havířov  
Jaromír Šiřina, Marcela Šiřinová  
+420 603 822 964, +420 604 232 797  
RQL@RQL.CZ

## Dealer in your country:



## Producer:

RQL s.r.o.  
U Jelena 7/109, 736 01 Havirov, Czech Republic  
Lukas Sirina  
+420 736 627 316, +420 603 822 964  
EXPORT@RQL.CZ, RQL@RQL.CZ

